



Summary Feedback

ST1 – ST4 Teaching Programme 2024

DKT FRCR 2B Practice Viva (Session 46)

DKT Spotlight Series - Mastering CT in Acute Abdomen (Part 1) (18th January 2024)

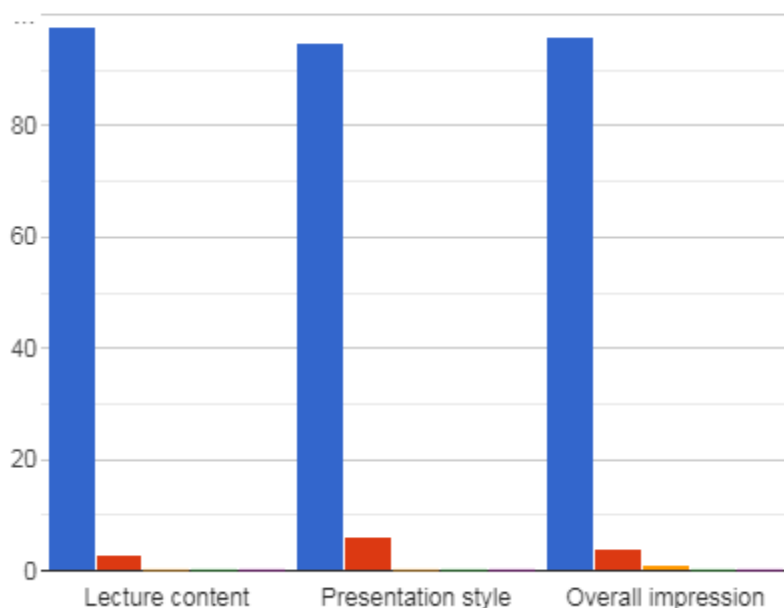
Delivered By:
(Sami Khan)

Summary Points:

- ST1-ST4 teaching programme 2023 – FRCR 2B Practice Viva Session 46: 2 hours teaching time
- Total Attendees: 349 from 37 Countries (Algeria, Australia, Bahrain, Bangladesh, Botswana, Canada, China, Czech Republic, Dominica, Egypt, Ghana, Hong Kong, India, Indonesia, Iraq, Ireland, Jordan, Kenya, Kuwait, Lebanon, Malaysia, Myanmar, Namibia, Nigeria, Oman, Pakistan, Qatar, Saudi Arabia, South Africa, Sri Lanka, Sudan, Türkiye, UAE, UK, Yemen, Zambia, Zimbabwe).
- Total feedback received from 101 participants

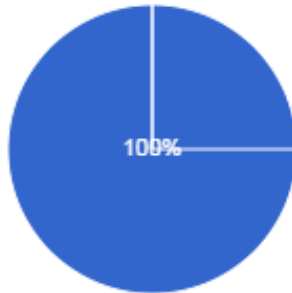
Please rate the following aspects of the session

Excellent Very good Good Satisfactory
Poor



Did you find it useful
101 responses

● Yes
● No



Testimonials

- What an excellent selection of cases, coupled with such comprehensive explanations and slides! Dr Khan has an incredible way of explaining difficult concepts in a simple way that makes it easy to learn. Fantastic teaching session by Dr Khan! (UK).
- Great teaching session that covers critical acute abdomen cases. The description, the analysis and the final review is very valuable and informative (Egypt).
- Absolutely amazing. Dr.Khan never disappoints! (Kenya).
- A very useful session demonstrating a variety of acute abdomen cases with excellent teaching strategies that turn the theoretical knowledge into practical experience (Egypt).
- Excellent session even beyond the exam, for daily practice. Thank you so much (UK).
- Excellent cases. Amazing session (India).
- The series of cases is well organized for type of teaching (Sudan).
- The content is very interesting and relevant to daily practice. The interactive and targeted way of teaching (UK).
- Great cases, great teaching, great presentations. Thank you dear Dr. Khan (Iraq).
- Great session thanks sir with great respect (Yemen).
- Excellent brilliant session (Pakistan).
- Awesome platform for radiology learning. May Allah bless you Dr khan and your team (Pakistan).
- The structured approach to cases was useful (South Africa).
- Good collection of acute CT cases (UK).
- Excellent cases and teaching (Kenya).
- Excellent cases (UK).
- Interesting and exam-orientated cases are shown (Malaysia).
- Really good unusual cases which can be tricky if never seen before (UK).
- Wonderful cases. Really useful for me (Sri Lanka).

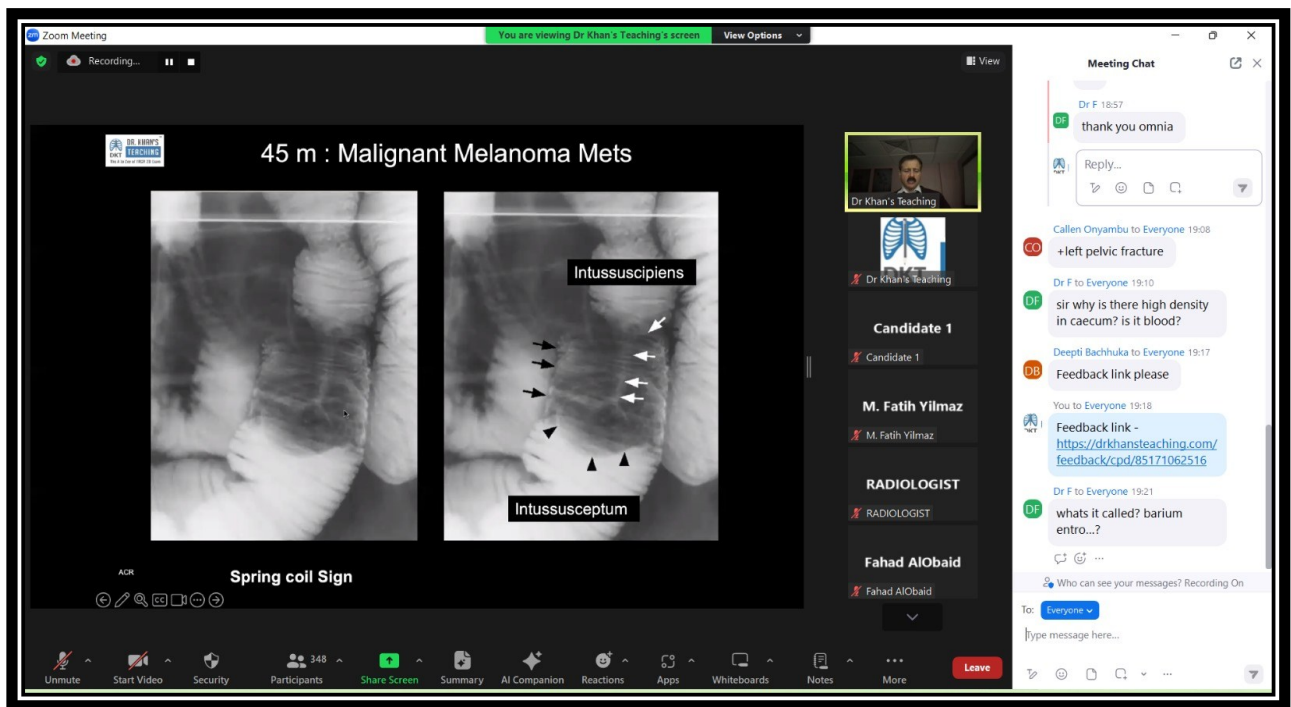
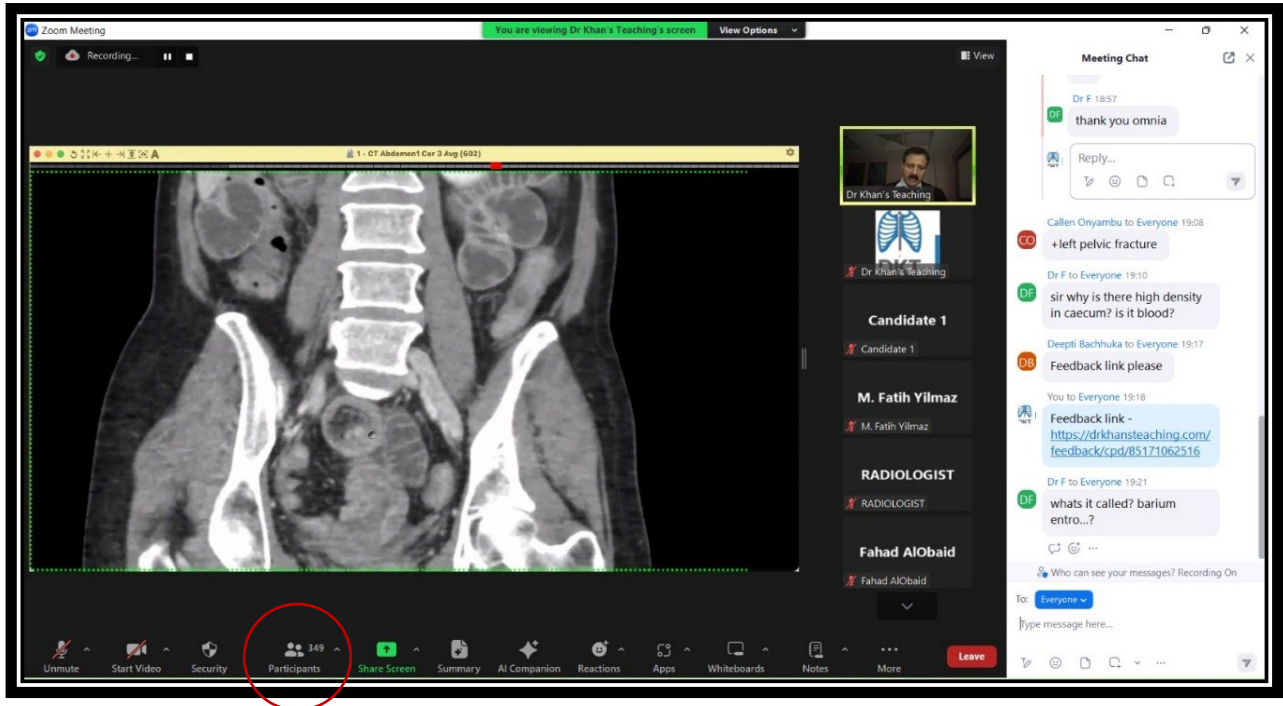
DKT FRCR 2B Practice Viva (Session 46) DKT Spotlight Series - Mastering CT in Acute Abdomen (Part 1)

- Great teacher (UAE).
- It's par excellence (Pakistan).
- Every thing is excellent (Yemen).
- Very interesting. Need more cases for intestinal obstruction (Egypt).
- Doing very well (India).
- It was an excellent session (Pakistan).
- I liked the teaching style (UAE).
- Very good and essential guide for GIT and acute abdomen interpretation (UAE).
- A and E excellent cases (UAE).
- Challenging cases (Egypt).
- Excellent teaching by Dr Khan (Pakistan).
- Emergency cases to be useful in daily reporting (Pakistan).
- I liked the cases selection (UAE).
- I liked the teaching more, then the presentation (UK).
- Everything was useful (Pakistan).
- I liked the content (Pakistan).
- Excellent teaching session (Algeria).
- Very nice lecture (Yemen).
- Very beautiful, interesting and useful. Thank you so much (Egypt).
- It was perfect (UAE).
- Excellent session (Egypt)
- Valuable and wonderful (UK).
- Excellent as always (UK).
- Excellent (UAE).
- Great (UK).
- Excellent (Sudan).
- Very good teaching (UK).
- Brilliant (South Africa).
- Educative (Nigeria).
- Very educative (Nigeria).
- Excellent teaching Dr Khan (India).
- I liked the subtle tips that improve reporting accuracy (Nigeria).
- Teaching combined with viva was useful (Lebanon).
- All aspect were useful (Pakistan).
- I liked the concepts of acute abdomen reporting (UK).
- Different emergency cases handling was most useful part of the session (Egypt).
- I liked the fat necrosis cases and acute appendicitis post operative (Egypt).
- Discussion after case presentation was useful (Pakistan).
- Demonstration of bowel perforation and the fat necrosis lesion, epiploic appendagitis, omental infarction and falciform ligament appendagitis were useful (Kenya).
- I liked the cases and Dr Khan's teaching (UK).
- Useful session (Pakistan).
- All aspects exceptionally well elaborated, explained, detailed information and concept clarity (Pakistan).

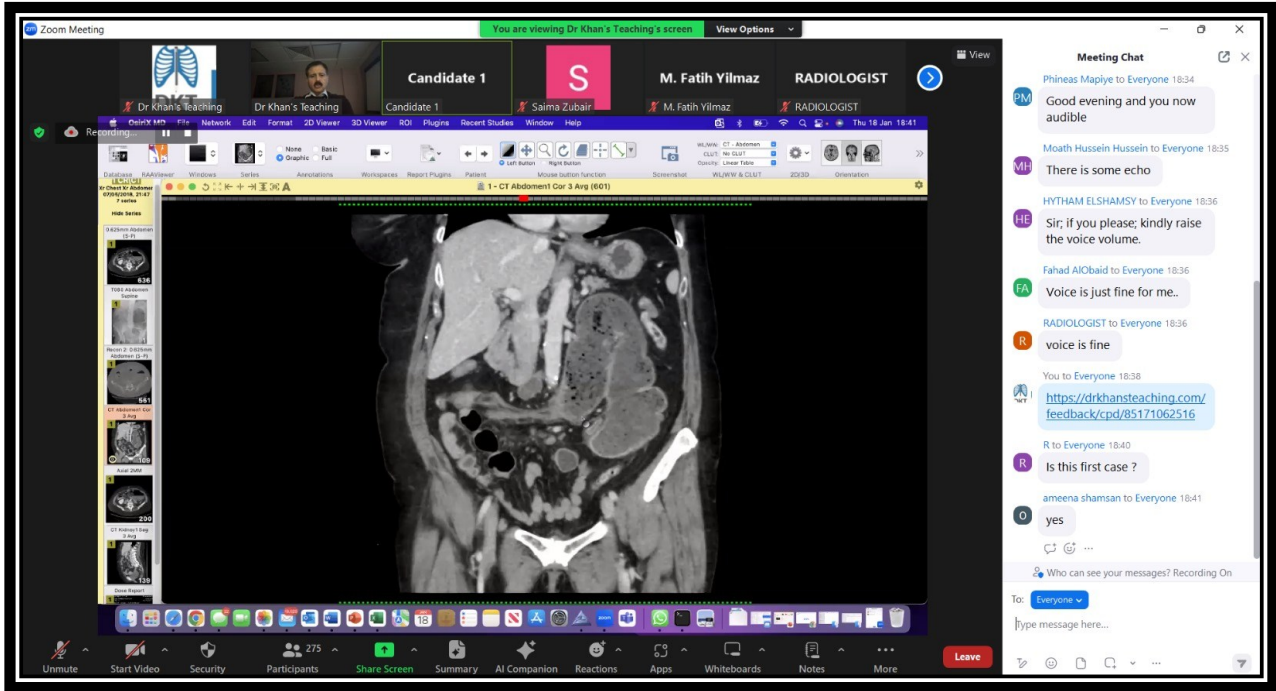
DKT FRCR 2B Practice Viva (Session 46) DKT Spotlight Series - Mastering CT in Acute Abdomen (Part 1)

- I liked the cases followed by PowerPoint teaching (UK).
- Cases, teaching points and acute abdomen taught so well (Pakistan).
- Almost everything was useful. Nice cases (UAE).
- Excellent teaching style (Pakistan).
- Great cases and detailed explanations (Algeria).
- Every case explanation was useful (Oman).
- Very very good teaching session (Pakistan).
- I liked the explanation and case variety (India).
- Variable and interesting cases with useful information (Yemen).
- Intestinal obstruction cases was useful (Egypt).
- Excellent teaching (UAE).
- I liked the selection of cases and discussion and teaching and differential (UK).
- Perfect cases (Saudi Arabia).
- Interaction, good collection of cases (Malaysia).
- Perfect (Egypt).
- Excellent session (UAE).
- Perfect (Egypt).
- Very informative (UAE).
- Patient teaching. Much appreciated! (Nigeria).
- Too excellent thank you (Egypt).
- Impressive (South Africa).
- I liked the DCOM images in acute abdomen (South Africa).
- Teaching material and method was valuable (UAE).
- Good cases (UK).
- Every aspect was useful (India).
- I liked the approach and clues to diagnosis (Malaysia).
- Excellent cases demonstration (Egypt).
- Clear explanation (Hong Kong).
- Informative and clear (Kuwait).
- Excellent session (Pakistan).
- I liked the case presentation (Pakistan).
- Very good (Kenya).
- I liked the different types of omental infarction. Concept of going through the bowel like a tap (Kenya).

DKT FRCR 2B Practice Viva (Session 46) DKT Spotlight Series - Mastering CT in Acute Abdomen (Part 1)



DKT FRCR 2B Practice Viva (Session 46) DKT Spotlight Series - Mastering CT in Acute Abdomen (Part 1)



=====XX=====XX=====